



CIRCUIT COURT ANNUAL STATISTICAL REPORT

FISCAL YEAR 2023

INTRODUCTION

Welcome to the Wyoming Judicial Branch's Annual Statistical Report for fiscal year 2023. This report offers a concise overview of the state's judicial system, highlighting key data and insights into the circuit court caseload providing essential information on caseloads and comparisons to previous reporting periods. The Judiciary aims to foster trust and understanding while showcasing our dedication to data-driven decision-making.

METHODS

This report's data is defined by the following criteria, focusing on case statistics for circuit courts within fiscal year 2023 (July 1, 2022 – June 30, 2023). The approach involves using a statistical model provided by the Court Statistics Project (CSP). The CSP model enables the Wyoming Judicial Branch to effectively compare its case statistics with those of other states and national trends.

The CSP framework comprises over 80 different case types, which, for year-to-year comparisons and high-level analysis, can be overwhelming. To enhance readability and analysis, case types have been condensed into 6 case categories for circuit courts, grouping similar case types together.

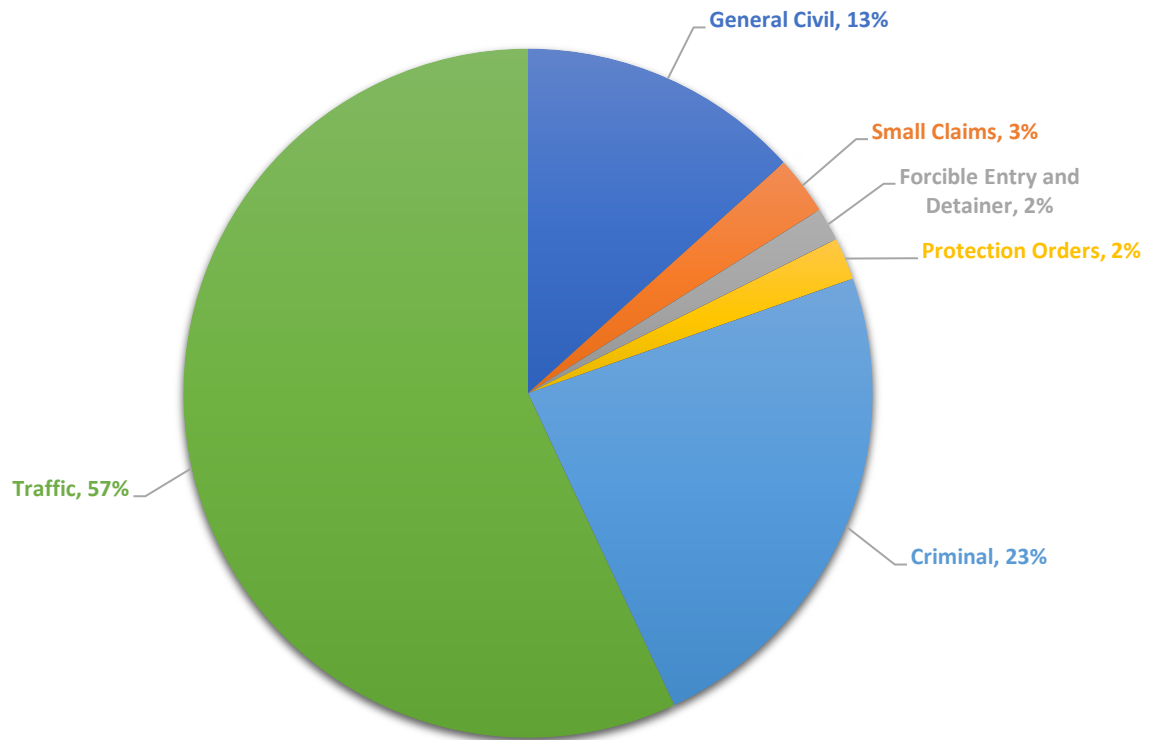
In the interest of clarity, the counting method has been adjusted from the CSP model to allow for increased readability and understanding. All case counts are based on the number of new filings, irrespective of the number of participants in each case.

To provide a more comprehensive view of caseload trends, the caseload statistics using this methodology for FY21 and FY22 are included, enabling valuable comparisons over time.

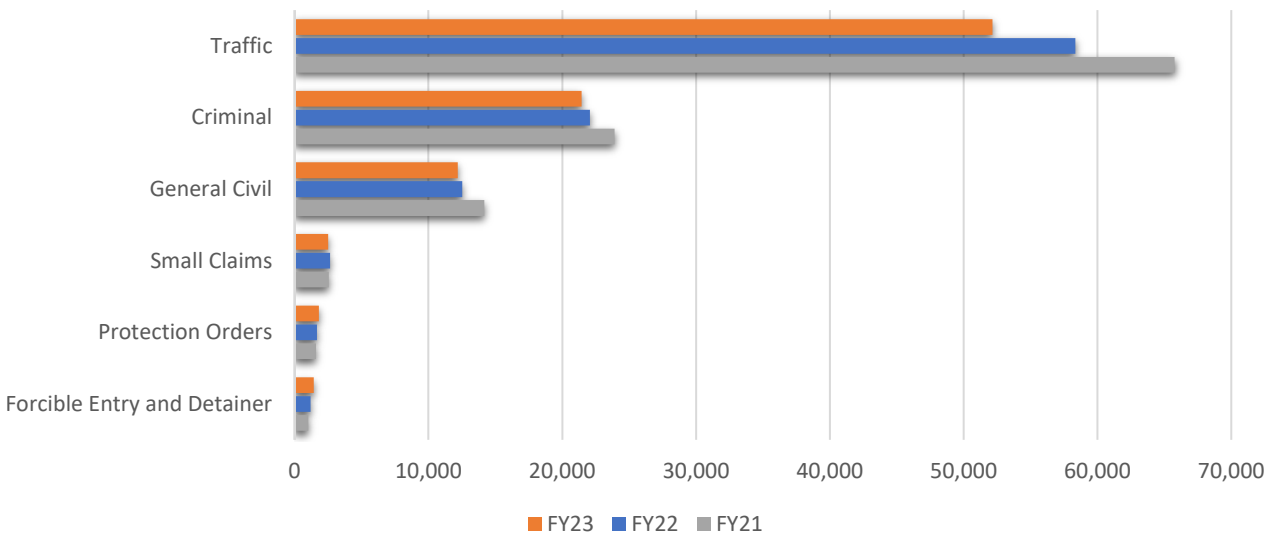
These refinements in data collection and reporting methodology aim to offer a clearer and more relevant perspective on the judicial activities within Wyoming's circuit courts.

STATISTICS

Circuit Court Proportion of Cases by Category FY23

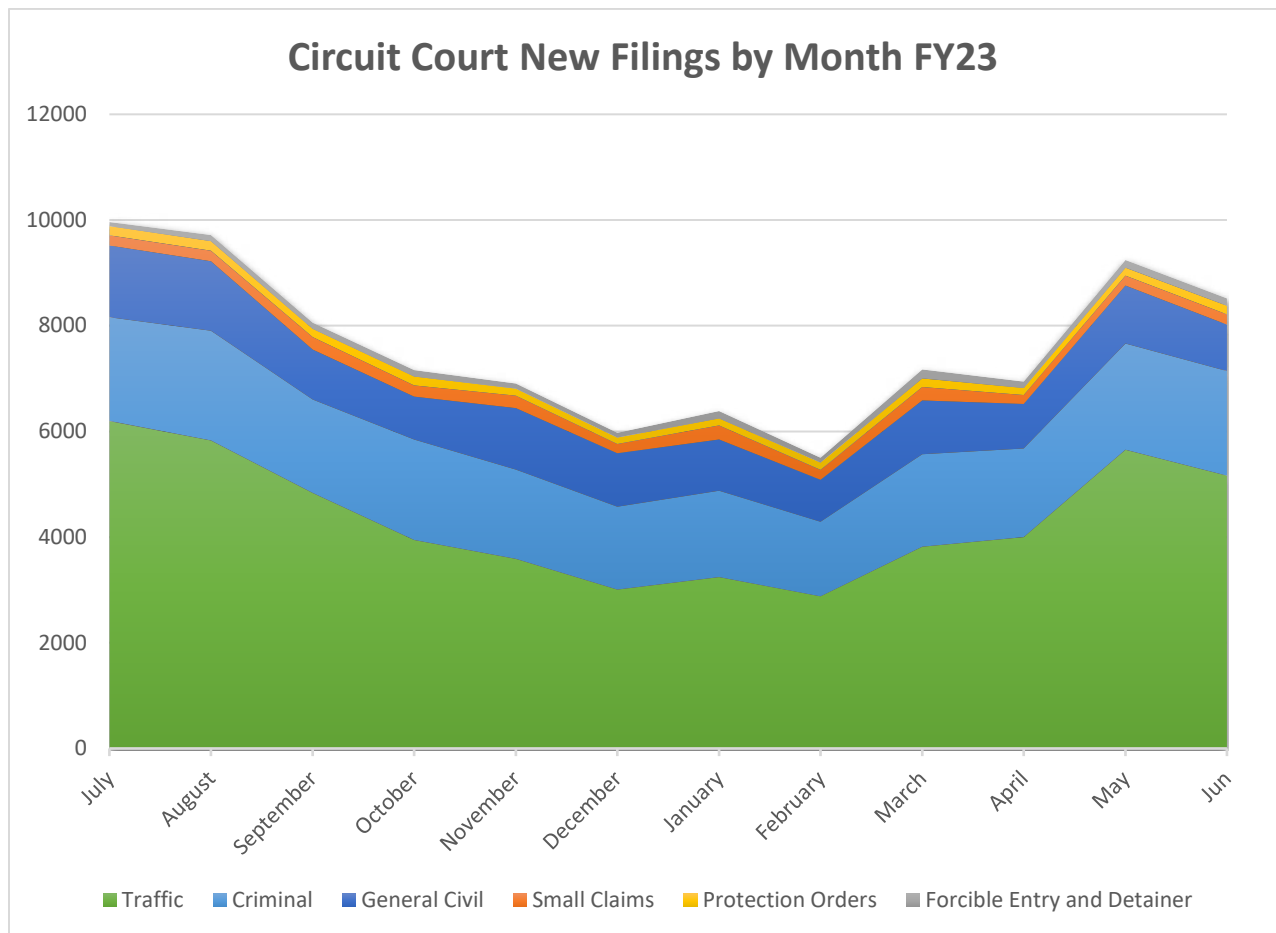


Circuit Court New Filings By Case Category, FY21 - FY23



Category	% Change
General Civil	-3%
Small Claims	-5%
Forcible Entry and Detainer	20%
Protection Orders	9%
Criminal	-3%
Traffic	-11%
Total	-7%

Circuit Court Percent Change FY22 to FY23



Wyoming Circuit Court Statistics FY23 (July 1, 2022 to June 30, 2023)									
District	County	City	General Civil	Small Claims	Forcible Entry and Detainer	Protection Orders	Criminal	Traffic	Court Total
District 1	Laramie	Cheyenne	2,584	299	343	308	2,679	4,970	11,183
District 2	Albany	Laramie	386	70	61	103	1,158	2,149	3,927
	Carbon	Rawlins	247	42	36	40	1,203	6,231	7,799
District 3	Lincoln	Afton	5	28	9	48	440	1,494	2,024
		Kemmerer	182	18	4	14	219	971	1,408
	Sweetwater	Rock Springs	805	626	196	170	1,404	3,833	7,034
	Uinta	Evanston	405	238	28	130	768	2,778	4,347
District 4	Johnson	Buffalo	172	21	4	6	406	1,694	2,303
	Sheridan	Sheridan	821	74	21	80	1,612	1,751	4,359
District 5	Big Horn	Basin	137	23	9	22	174	603	968
		Lovell	63	9	4	9	45	3	133
	Hot Springs	Thermopolis	134	16	6	12	410	607	1,185
	Park	Cody	583	22	14	31	515	1,258	2,423
		Powell		14		21	262	702	999
	Washakie	Worland	126	25	9	10	313	321	804
District 6	Campbell	Gillette	1,274	338	156	153	2,142	5,302	9,365
	Crook	Sundance	68	25	1	6	483	1,202	1,785
	Weston	Newcastle	127	43	5	20	269	1,079	1,543
District 7	Natrona	Casper	2,621	265	426	321	2,311	2,668	8,612
District 8	Converse	Douglas	282	35	10	56	893	1,350	2,626
	Goshen	Torrington	306	33	11	22	262	1,520	2,154
	Niobrara	Lusk	39	4	2	12	95	1,146	1,298
	Platte	Wheatland	165	16	8	34	518	2,120	2,861
District 9	Fremont	Lander	162	52	17	40	553	935	1,759
		Riverton	344	51	36	72	1,179	699	2,381
	Sublette	Pinedale	64	78	8	29	336	2,994	3,509
	Teton	Jackson	88	50	2	45	784	1,776	2,745
State Total			12,190	2,515	1,426	1,814	21,433	52,156	91,534