



# **CIRCUIT COURT ANNUAL STATISTICAL REPORT**

**FISCAL YEAR 2022**

## INTRODUCTION

Fiscal year 2022 saw several important changes for data in the Wyoming Judicial Branch. This was the first complete fiscal year to have all 27 circuit courts using the new case management system (CMS). This allows the Judicial Branch to utilize the Court Statistic Projects (CSP) reporting framework and include more detail in the annual statistical report.

## METHODS

The data contained within this report are defined by the following criteria. Data and the methods contained below cover case statistics for circuit courts only. All data contained in this report were gathered for fiscal year 2022 (July 1, 2021 – June 30, 2022). The statistics were calculated from a static copy of the Judicial Branch warehouse created September 6, 2022. Any changes to the data made after this date will not be reflected in this report.

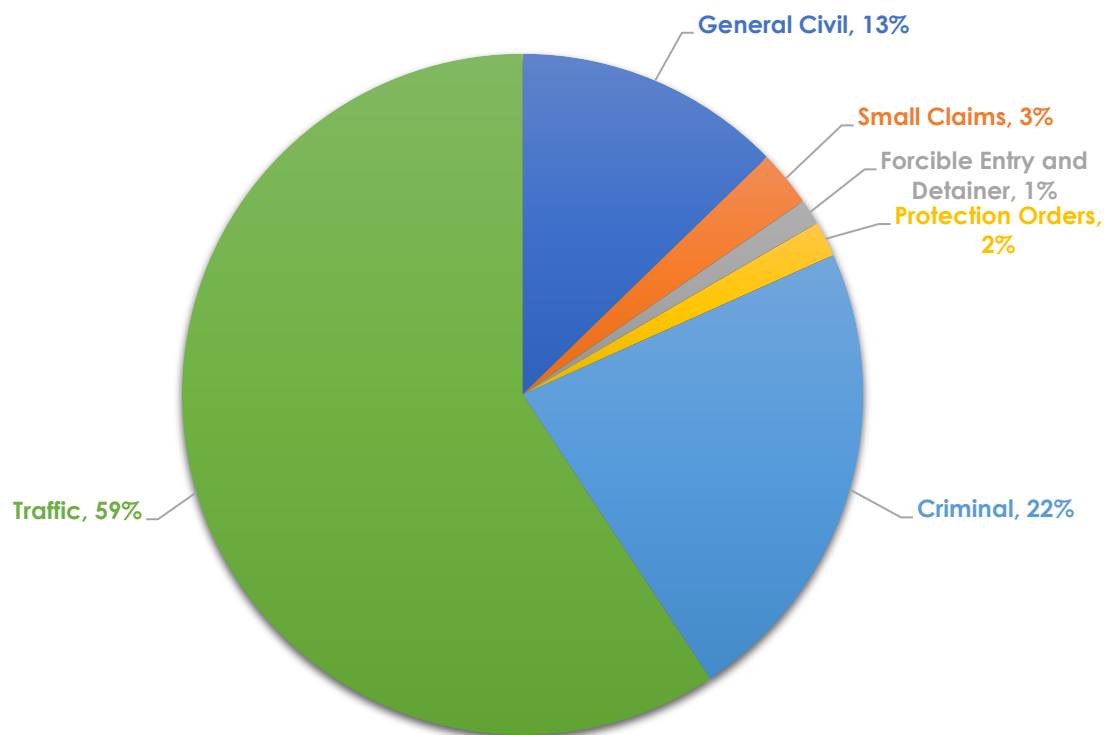
For fiscal year 2022 the methods for categorizing and counting cases changed. The previous annual statistics relied on the older Wyoming-centric statistical model. With the rollout of the new CMS, the Judicial Branch updated the statistical model to that provided by the CSP. This new model allows the Judicial Branch to readily compare its case statistics with other states and national trends. The CSP provides a detailed reporting and statistical framework that is utilized by most states. Information on the CSP framework can be found in the [State Court Guide to Statistical Reporting](#).

The CSP framework consists of over 80 different case types, which can be an overwhelming amount of information when attempting to do a year-to-year comparison or create a high-level analysis. To aid in the readability and analysis, the Judicial Branch has reduced those types down to six case categories for circuit court by grouping similar case types. In addition, for ease of use within Wyoming, some of the case types have been renamed to align with the previous statistical model.

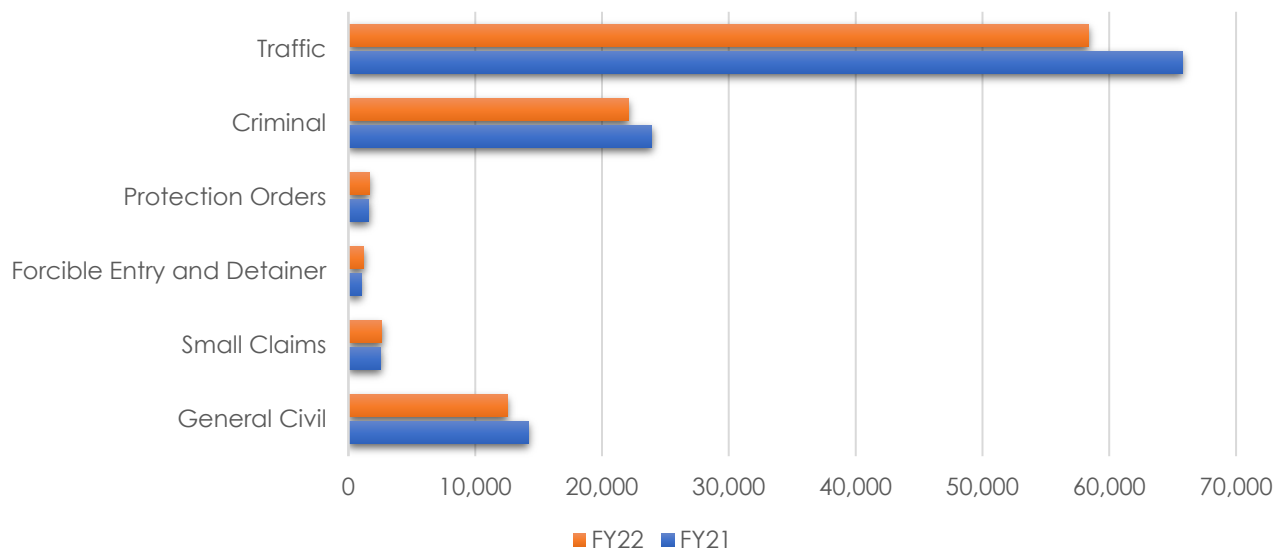
Another change from previous reports will be the Judicial Branch's method of count. All case counts are based on the number of new filings, regardless of the number of participants on the case. This differs from previous *criminal* reporting where the count was based on the number of charges. Overall, this change in method of count will lead to a decrease in total case counts compared to the previous methods. This makes year-to-year comparisons difficult until the Judicial Branch has the necessary depth of data based on the new method. To help bridge the gap this report includes data from fiscal year 2021 based on the new counting method for comparison.

## STATISTICS

### Circuit Court Proportion of Cases by Category FY22



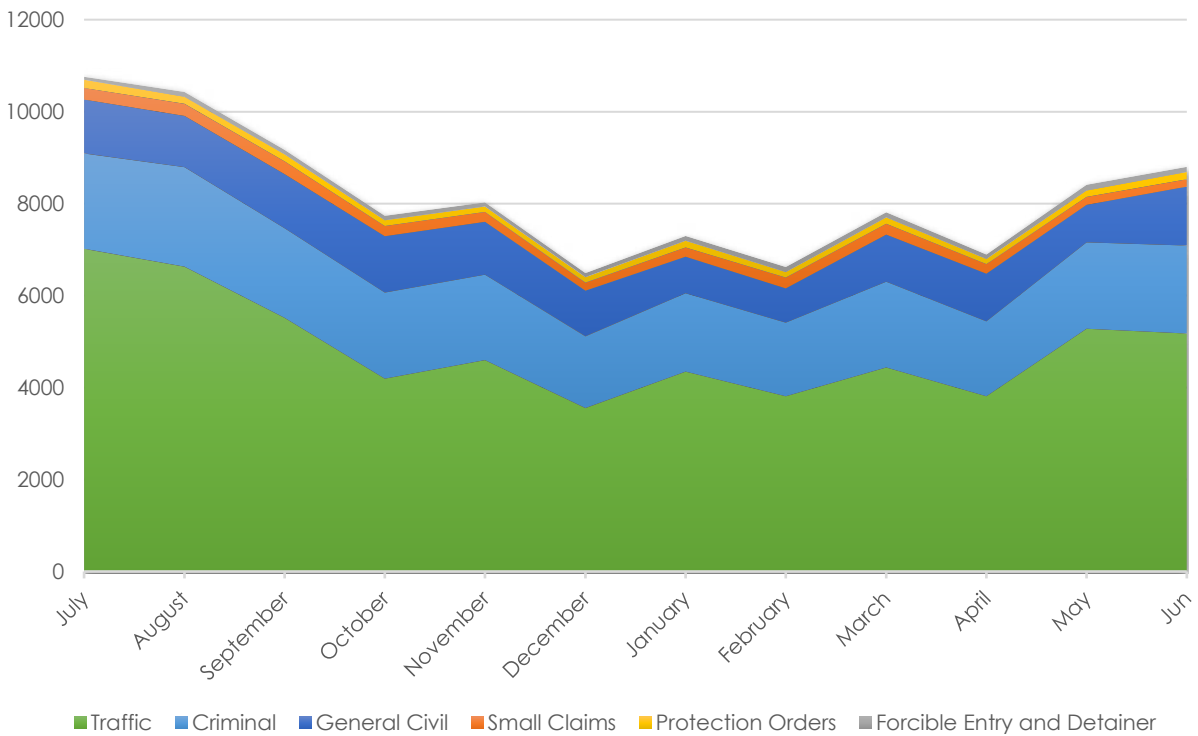
### Circuit Court New Filings By Case Category, FY21 & FY22



Category	% Change
General Civil	-12%
Small Claims	3%
Forcible Entry and Detainer	16%
Protection Orders	4%
Criminal	-8%
Traffic	-11%
Total	-10%

**Circuit Court Percent Change FY21 to FY22**

**Circuit Court New Filings by Month FY22**



## FY22 TOTALS

### District 1

#### Laramie County – Cheyenne

General Civil	Small Claims	Forcible Entry and Detainer	Protection Orders	Criminal	Traffic	Court Total
2507	187	382	241	2322	5508	11147

### District 2

#### Albany County – Laramie

General Civil	Small Claims	Forcible Entry and Detainer	Protection Orders	Criminal	Traffic	Court Total
439	43	54	80	1357	3133	5106

#### Carbon County – Rawlins

General Civil	Small Claims	Forcible Entry and Detainer	Protection Orders	Criminal	Traffic	Court Total
256	41	30	37	1368	7195	8927

### District 3

#### Lincoln County – Kemmerer and Afton

	General Civil	Small Claims	Forcible Entry and Detainer	Protection Orders	Criminal	Traffic	Court Total
Kemmerer	231	23	7	12	246	1079	1598
Afton		35	7	61	378	1675	2156

**Sweetwater County – Rock Springs**

General Civil	Small Claims	Forcible Entry and Detainer	Protection Orders	Criminal	Traffic	Court Total
679	1013	118	148	1407	3460	6825

**Uinta County – Evanston**

General Civil	Small Claims	Forcible Entry and Detainer	Protection Orders	Criminal	Traffic	Court Total
495	258	18	128	964	3332	5195

**District 4****Johnson County – Buffalo**

General Civil	Small Claims	Forcible Entry and Detainer	Protection Orders	Criminal	Traffic	Court Total
207	23	4	6	398	1488	2126

**Sheridan County – Sheridan**

General Civil	Small Claims	Forcible Entry and Detainer	Protection Orders	Criminal	Traffic	Court Total
829	70	18	67	1588	1446	4018

**District 5****Big Horn County – Basin and Lovell**

	General Civil	Small Claims	Forcible Entry and Detainer	Protection Orders	Criminal	Traffic	Court Total
<b>Basin</b>	147	16	5	16	214	776	1174
<b>Lovell</b>	80	5	3	4	140	1	233

**Hot Springs County – Thermopolis**

General Civil	Small Claims	Forcible Entry and Detainer	Protection Orders	Criminal	Traffic	Court Total
165	6	7	8	384	704	1274

**Park County – Cody and Powell**

	General Civil	Small Claims	Forcible Entry and Detainer	Protection Orders	Criminal	Traffic	Court Total
<b>Cody</b>	564	22	16	41	493	1621	2757
<b>Powell</b>	4	15	1	14	318	703	1055

**Washakie County – Worland**

General Civil	Small Claims	Forcible Entry and Detainer	Protection Orders	Criminal	Traffic	Court Total
124	20	8	9	464	454	1079

***District 6***

**Campbell County – Gillette**

General Civil	Small Claims	Forcible Entry and Detainer	Protection Orders	Criminal	Traffic	Court Total
1331	290	108	150	1851	3861	7591

**Crook County – Sundance**

General Civil	Small Claims	Forcible Entry and Detainer	Protection Orders	Criminal	Traffic	Court Total
84	30	1	14	572	1953	2654

**Weston County – Newcastle**

General Civil	Small Claims	Forcible Entry and Detainer	Protection Orders	Criminal	Traffic	Court Total
119	45	7	25	235	1216	1647

**District 7**

**Natrona County – Casper**

General Civil	Small Claims	Forcible Entry and Detainer	Protection Orders	Criminal	Traffic	Court Total
2754	224	325	290	2385	3092	9070

**District 8**

**Converse County – Douglas**

General Civil	Small Claims	Forcible Entry and Detainer	Protection Orders	Criminal	Traffic	Court Total
340	37	12	57	979	1657	3082

**Goshen County – Torrington**

General Civil	Small Claims	Forcible Entry and Detainer	Protection Orders	Criminal	Traffic	Court Total
289	23	8	18	303	1712	2353

**Niobrara County – Lusk**

General Civil	Small Claims	Forcible Entry and Detainer	Protection Orders	Criminal	Traffic	Court Total
42	5		9	118	1751	1925



**Platte County – Wheatland**

General Civil	Small Claims	Forcible Entry and Detainer	Protection Orders	Criminal	Traffic	Court Total
161	23	11	39	677	2575	3486

**District 9**

**Fremont County – Lander and Riverton**

	General Civil	Small Claims	Forcible Entry and Detainer	Protection Orders	Criminal	Traffic	Court Total
Lander	158	33	13	43	511	1231	1989
Riverton	345	39	21	82	1277	1088	2852

**Sublette County – Pinedale**

General Civil	Small Claims	Forcible Entry and Detainer	Protection Orders	Criminal	Traffic	Court Total
77	82	1	17	344	3918	4439

**Teton County – Jackson**

General Civil	Small Claims	Forcible Entry and Detainer	Protection Orders	Criminal	Traffic	Court Total
97	29	6	41	779	1726	2678

**State Totals**

General Civil	Small Claims	Forcible Entry and Detainer	Protection Orders	Criminal	Traffic	State Total
12524	2637	1191	1657	22072	58355	98436